

Staircase time switch
TLZ12-9


Only skilled electricians may install this electrical equipment otherwise there is the risk of fire or electric shock!

Temperature at mounting location:

-20°C up to +50°C.

Storage temperature: -25°C up to +70°C.

Relative humidity:

annual average value <75%.

1 NO contact not potential free 16A/250V AC. Incandescent lamps up to 2300W. Energy saving lamps ESL and LED up to 100W. Switch-off early warning switchable. Standby loss 0.7 watt only.

Modular device for DIN EN 50 022 rail mounting.

1 module = 18 mm wide, 58 mm deep.

Zero passage switching to protect contacts and lamps. This prolongs in particular the lifetime of energy saving lamps.

State-of-the-art hybrid technology combines advantages of nonwearing electronic control with high switching capacity of special relays.


By using a bistable relay coil power loss and heating is avoided even in the onmode.

The switched consumer may not be connected to the mains before the short automatic synchronisation after installation has terminated.

230V control voltage, supply voltage and switching voltage.

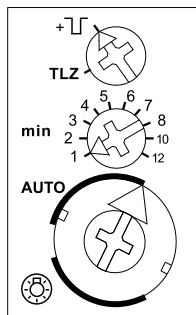
Glow lamp current up to 50mA, dependent on the ignition voltage of the glow lamps.

Precise variable time range from 1 to 12 minutes, settable by minute scale.


Own permanent light switch  with the big rotary switch.

3-wire circuit with attic lighting, not resettable. Only for retrofitting of existing systems.


After a power failure the lighting is switched on again in case the set time has not elapsed yet.

Function rotary switches


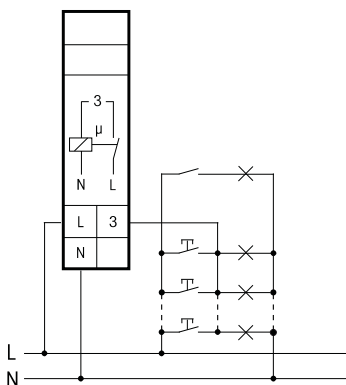
 = Switch-off early warning function

 = Permanent light switched on (all click-stop positions)

AUTO = The set function is active (all click-stop positions)



If switch-off early warning function  is switched on the light starts flickering approx. 30 seconds before time-out and is repeated three times at decreasing time intervals.

The noiseless electronics do not even bother the sensitive ear - unlike many synchronous motors with mechanical gears.

Typical connection


3-wire circuit with attic lighting, not resettable.

Technical data

TLZ	Staircase time switch
	Permanent light
	Glow lamps in parallel at the control switches max. 50mA
Standby loss (activ power)	0,7W




The strain relief clamps of the terminals must be closed, that means the screws must be tightened for testing the function of the device. The terminals are open ex works.

Must be kept for later use!

We recommend the housing for operating instructions GBA12.

Eltako GmbH

D-70736 Fellbach

 +49 711 94350000

www.eltako.com